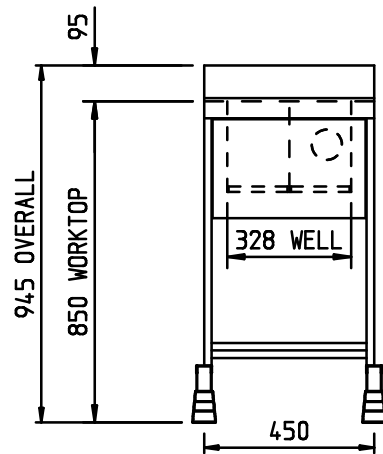
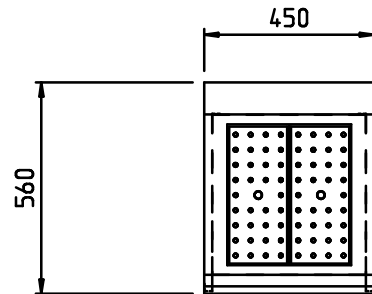


ITEM IC45



Height of unit is 945mm but can be adjusted by 25mm either up or down with the adjustable feet

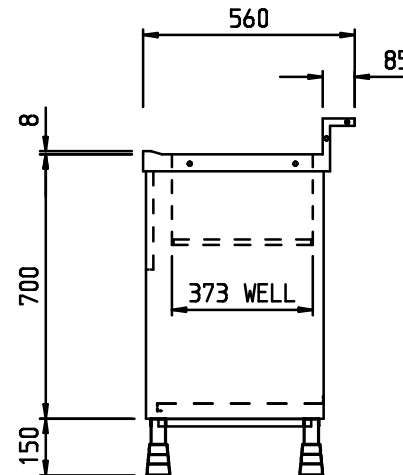
All units supplied with with one leg set only
Extra leg sets may be required to suit bar run.

Fully welded and insulated tank

Supplied with 1 1/2" waste fitting to centre

MATERIAL SPECIFICATIONS

WORKTOPS - 1.5mm 304 GRADE ST ST
FRAMEWORK - 30 x 30 BOX SECTION 430 GRADE ST ST
UNDERSHELVES - 1.2mm 430 GRADE ST ST
OVERSHELVES - 1.2mm 430 GRADE ST ST
FEET - ADJUSTABLE FLANGED (CAST ALUMINIUM)
PANELWORK - 0.9mm 430 GRADE ST ST



PLEASE CONFIRM THERE IS SUITABLE ACCESS TO SITE FOR DELIVERY OF THIS ITEM

**APPROVED FOR
MANUFACTURE**

Signature..... Date..... Print.....

DO NOT SCALE DRAWING

CUST Ref:

REV
No

REVISION

DATE

TOLERANCE TABLE

1	± 2mm
1.0	± 0.5mm
1.00	± 0.2mm

UNLESS STATED OTHERWISE



CED FABRICATIONS LTD
A1-A6 FALCON COURT
PETRE ROAD
CLAYTON-LE-MOORS
HYNDURN
LANCASHIRE BB5 5JD

This drawing and information herein is confidential to CED Fabrications Ltd. It is issued in confidence that it will not be disclosed to any third party n part or in whole without permission from CED FABRICATIONS Ltd.

© 1999 CED FABRICATIONS LTD



TITLE: IC45 BarCED ICE CHEST 450

REV No:

DRAWN BY:

CUST O/No:

DRG No: **IC45**

DATE: 16/06/2016 11:36:15

SCALE:1:20 (A4)