

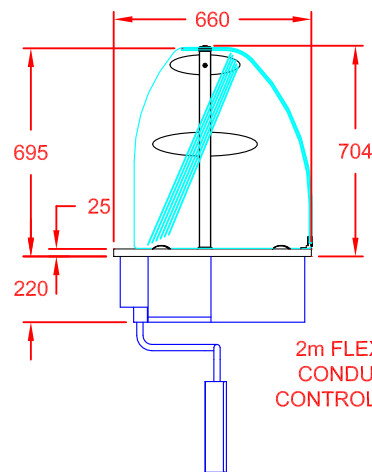
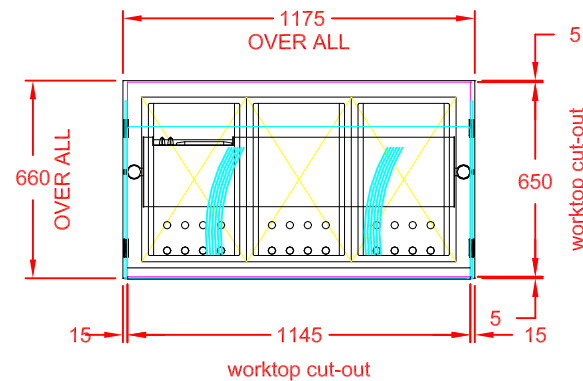
Recommended Control Box Positioning

Site the control box preferably to an upright surface, in an accessible service void, adjacent to or below the display unit (minimum clearance below underside of display unit = 200mm).

Incorrect Control Box Positioning

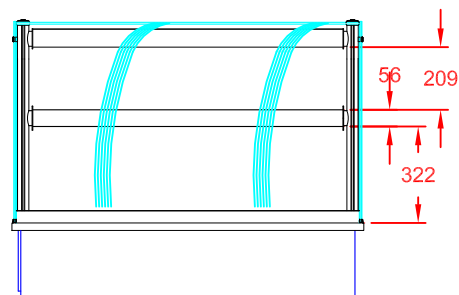
The control box must not be located

- 1) directly to the underside of the display unit,
- 2) above a hot cupboard or,
- 3) where ambient temperature is above 40°C,
- 4) where likely to allow ingress of water i.e. wet floor areas.



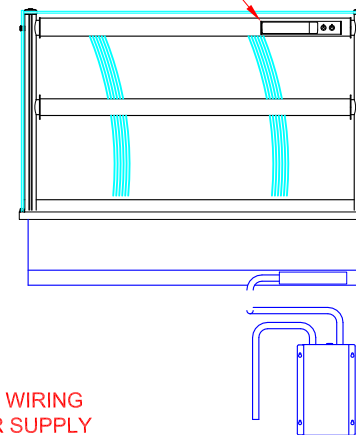
2m FLEXIBLE CONDUIT TO CONTROL BOX

CONTROL BOX
(4 x M4 FIXINGS)



2m HARD WIRED FLEXIBLE CONDUIT FOR WIRING TO CUSTOMER'S OWN JUNCTION BOX OR SUPPLY
POWER SUPPLY:
16A, 230V, 3.3kW

GANTRY MOUNTED DIGITAL CONTROL PANEL



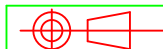
APPROX. UN-CRATED
WEIGHT OF UNIT: 74Kg



CED FABRICATIONS LTD
UNITS A1-A4, FALCON COURT
CLAYTON BUSINESS PARK
CLAYTON-LE-MOORS
HYNDBURN
LANCASHIRE BB5 5JD

This drawing and information herein is confidential to CED Fabrications Ltd. It is issued in confidence that it will not be disclosed to any third party in part or in whole without permission from CED FABRICATIONS Ltd.

© CED FABRICATIONS LTD



DESCRIPTION:

DESIGNLINE ASSISTED SERVICE
3-1 G_n DRY HEAT BAIN MARIE
& HEATED MID SHELF

SCALE: 1 : 25 @ A4 REV No:

PRODUCT CODE: HBM3PS + AS3PS