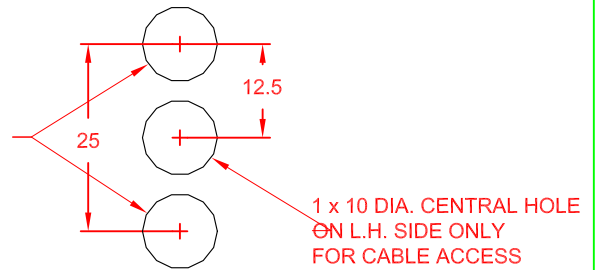
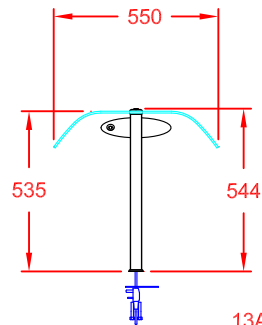


PLAN VIEW

2 x 10 DIA. OUTER HOLES
EACH END FOR
M8 FIXING BOLTS




WORKTOP DRILLING
DETAIL (SCALE 1:1)




END VIEW

13A PLUG TOP
& 2m LEAD
(NOTE: PLUG
SUPPLIED LOOSE)
POWER SUPPLY:
13A, 230V, 0.1kW



FRONT VIEW
(CUSTOMER SIDE)

2 x FIXING/SPREADER
PLATES (SUPPLIED)
4 x M8 FIXING BOLTS
(SUPPLIED)



REAR VIEW
(OPERATOR SIDE)

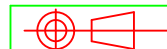
APPROX. UN-CRATED
WEIGHT OF UNIT: 16Kg



CED FABRICATIONS LTD
UNITS A1-A4, FALCON COURT
CLAYTON BUSINESS PARK
CLAYTON-LE-MOORS
HYNDBURN
LANCASHIRE BB5 5JD

This drawing and information herein is confidential to CED Fabrications Ltd. It is issued in confidence that it will not be disclosed to any third party in part or in whole without permission from CED FABRICATIONS Ltd.

© CED FABRICATIONS LTD



DESCRIPTION:

DESIGNLINE AMBIENT
3-1 G_n ISLAND GANTRY

SCALE: 1 : 25 @ A4 REV No:

PRODUCT
CODE:

AIG3