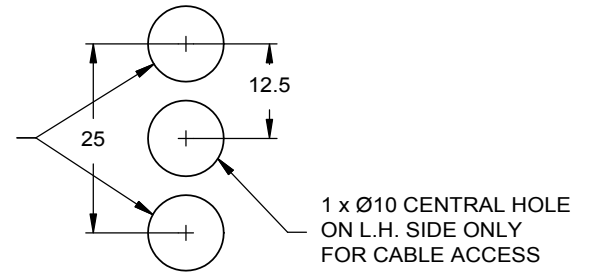
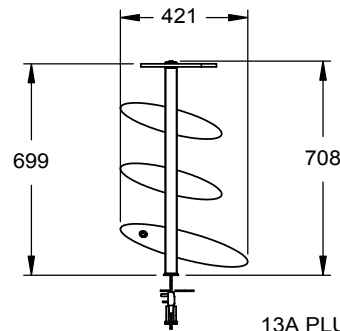


PLAN VIEW

2 x Ø10 OUTER HOLES
EACH END FOR
M8 FIXING BOLTS

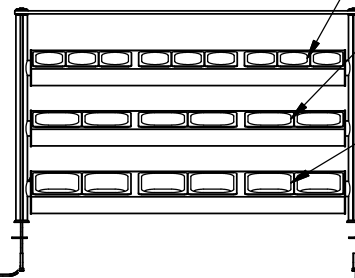


WORKTOP DRILLING
DETAIL (SCALE 1:1)



13A PLUG TOP
& 2m LEAD
(NOTE: PLUG
SUPPLIED LOOSE)

END VIEW POWER SUPPLY:
13A, 230V, 0.1kW



FRONT VIEW
(CUSTOMER SIDE)

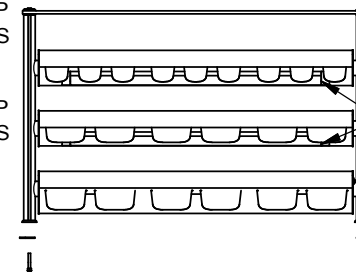
9 x 1-9 Gn x 65mm DEEP
ST/STEEL CONTAINERS
(SUPPLIED)

6 x 1-6 Gn x 65mm DEEP
ST/STEEL CONTAINERS
(SUPPLIED)

6 x 1-4 Gn x 65mm DEEP
ST/STEEL CONTAINERS
(SUPPLIED)

2 x FIXING/SPREADER
PLATES (SUPPLIED)

4 x M8 FIXING BOLTS
(SUPPLIED)



REAR VIEW
(OPERATOR SIDE)

SUPPLIED WITH FLUORESCENT
UNDERSHELF LIGHTING
BELOW TOP TWO TIERS

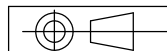
APPROX. UN-CRATED
WEIGHT OF UNIT: 30Kg



CED FABRICATIONS LTD
UNITS A1-A4, FALCON COURT
CLAYTON BUSINESS PARK
CLAYTON-LE-MOORS
HYNDBURN
LANCASHIRE BB5 5JD

This drawing and information herein is confidential to CED Fabrications Ltd.
It is issued in confidence that it will not be disclosed to any third
party in part or in whole without permission from CED FABRICATIONS Ltd.

© CED FABRICATIONS LTD



DESCRIPTION:

DESIGNLINE
3-1 Gn CUTLERY CONDIMENTS UNIT

SCALE: 1 : 25 @ A4

REV No: 1

PRODUCT
CODE:

CCU3