














Spare Parts

Hot Cupboard Range

Image	CEDN Stock No.	CEDL Stock No.	Description
	10	6831	ALUMINIUM SLIDING DOOR TRACKING - 3m (Cut To Length To Suit Unit)
	13	6854	FLUSH DRAWER PULL
	21	6827	FRONT SHEAVE (Sliding Door Mount - Outer Door)
	22	6829	REAR SHEAVE (Sliding Door Mount - Inner Door)
	292	6860	3/4" LEVER BALL VALVE
	294	6844	CABINET HINGE - 100 DEG OVERLAY
	621	6845	CABINET HINGE - 100 DEG INSET
	2156	6846	CABINET HINGE - BACK PLATE
	582		SHELF HANGER
	1227	6825	6mm DIA. UNBRAKED CASTOR
	1228	6824	60mm DIA. BRAKED CASTOR
	597	6712	THERMOSTAT, KNOB & BEZEL (0 - 110C)



Spare Parts







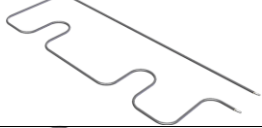
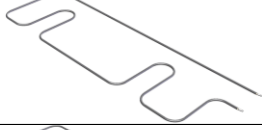
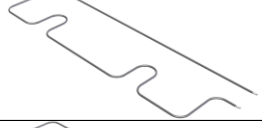
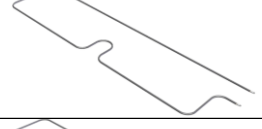

Hot Cupboard Range

Image	CEDN Stock No.	CEDL Stock No.	Description
	663		100W BARE INFRARED QUARTZ BULB
	267	6791	200W BARE INFRARED QUARTZ BULB
	311	6790	300W BARE INFRARED QUARTZ BULB
	3316		500W BARE INFRARED QUARTZ BULB
	3527	6805	200W JACKETED INFRARED QUARTZ BULB
	3021	6804	300W JACKETED INFRARED QUARTZ BULB
		9798	500W JACKETED INFRARED QUARTZ BULB
	773	6792	CERAMIC LAMP HOLDER
	3009	6793	QUARTZ HALOGEN REFLECTOR SHADE
	1875	9256	3W LED LIGHT - 222mm (L) (4000 Kelvin C/W 3m Cable)
	1308	9262	8W LED LIGHT - 343mm (L) (4000 Kelvin C/W 3m Cable)
	1879	9260	8W LED LIGHT - 525mm (L) (4000 Kelvin C/W 3m Cable)
	1876	9257	10W LED LIGHT - 640mm (L) (4000 Kelvin C/W 3m Cable)
	1877	9258	12W LED LIGHT - 904mm (L) (4000 Kelvin C/W 3m Cable)
	1878	9259	18W LED LIGHT - 1204mm (L) (4000 Kelvin C/W 3m Cable)
	144	6808	SWITCHED DIMMER
	382	6785	ROCKER SWITCH 16A (Green Illuminated)
	437	6707	POWER NEON
	156	7761	DIGITAL THERMOSTAT (Pre 2018)
	3340	6812	THERMOCOUPLE (Pre 2018)



Spare Parts

Hot Cupboard Range

Image	CEDN Stock No.	CEDL Stock No.	Description
	776	9796	CONTROLLER DISPLAY - XR02CX (Pre Programmed Per Model)
	3038	7798	NTC DIGITAL PROBE (2M) (IP68)
	1050	6776	13A RUBBER PLUG TOP
	114	1647	16A SINGLE PHASE COMMANDO PLUG (Larger Units With Hot Gantries)
	6269	9175	32A SINGLE PHASE COMMANDO PLUG (Largest Unit With Hot Gantry)
	2656		1000mm HOT CUPBOARD BASE ELEMENT (1000w)
	2657		1000mm PASS THROUGH HOT CUPBOARD BASE ELEMENT (1500w)
	2659		1200mm HOT CUPBOARD BASE ELEMENT (1500w)
	2660		1200mm PASS THROUGH HOT CUPBOARD BASE ELEMENT (2000w)
	2661		1350mm HOT CUPBOARD BASE ELEMENT (1500w)
	2662		1350mm PASS THROUGH HOT CUPBOARD BASE ELEMENT (2000w)
	2663		1500mm HOT CUPBOARD BASE ELEMENT (2000w)
	2664		1500mm PASS THROUGH HOT CUPBOARD BASE ELEMENT (2500w)
	2665		1650mm HOT CUPBOARD BASE ELEMENT (2000w)
	2666		1650mm PASS THROUGH HOT CUPBOARD BASE ELEMENT (2500w)
	2667		1800mm HOT CUPBOARD BASE ELEMENT (2500w)
	2668		1800mm PASS THROUGH HOT CUPBOARD BASE ELEMENT (3000w)
	2669		1950mm HOT CUPBOARD BASE ELEMENT (2500w)
	2670		1950mm PASS THROUGH HOT CUPBOARD BASE ELEMENT (3000w)



Spare Parts

Hot Cupboard Range

Image	CEDN Stock No.	CEDL Stock No.	Description
	2671	7816	1/1Gn BAIN MARIE TANK ELEMENT (Dry Well, 500w)
	2672	7817	1/1Gn BAIN MARIE TANK ELEMENT (Wet Well, 750w)
	2673	7818	2/1Gn BAIN MARIE TANK ELEMENT (Dry Well, 1000w)
	2674	6796	2/1Gn BAIN MARIE TANK ELEMENT (Wet Well, 1500w)
	2675	7819	3/1Gn BAIN MARIE TANK ELEMENT (Dry Well, 1500w)
	2676	7820	3/1Gn BAIN MARIE TANK ELEMENT (Wet Well, 2500w)
	2677	6797	4/1Gn BAIN MARIE TANK ELEMENT (Dry Well, 1000w) x2
	2678	7821	4/1Gn BAIN MARIE TANK ELEMENT (Wet Well, 1500w) x2
	2679	6798	5/1Gn BAIN MARIE TANK ELEMENT (Dry Well, 1000w) x2
	2680	7822	5/1Gn BAIN MARIE TANK ELEMENT (Wet Well, 2000w) x2
	2681	7823	6/1Gn BAIN MARIE TANK ELEMENT (Dry Well, 1500w) x2
	2682	7824	6/1Gn BAIN MARIE TANK ELEMENT (Wet Well, 2000w) x2
	6151		CIRCULAR FAN ELEMENT (2 TURN) (900w)
	6265	9791	CIRCULAR FAN ELEMENT (3 TURN) (1000w)
		1551	CIRCULAR FAN ELEMENT (3 TURN) (1200w)
	6152		CIRCULAR FAN ELEMENT (2 TURN) (1400w)
	6264	6705	CIRCULAR FAN ELEMENT (3 TURN) (1800w)
	6262	6704	CIRCULAR FAN ELEMENT (3 TURN) (2500w)
	6263	6706	HC FAN MOTOR
	6267		PUSH BUTTON SWITCH (For 6268 - Timer)
	6268		TIMER FOR SENSOR SWITCH
	9400	8235	SHELF SUPPORT PIN

If Part Not Listed, Please Contact spares@cedlimited.com