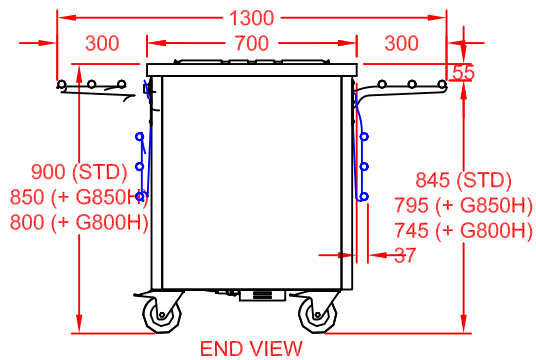
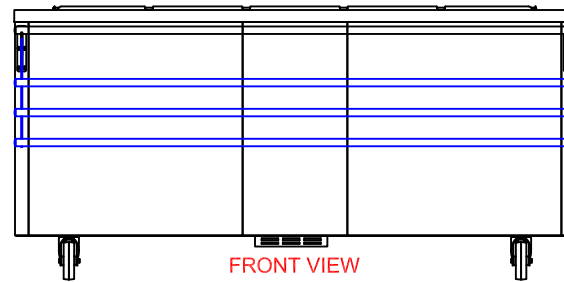


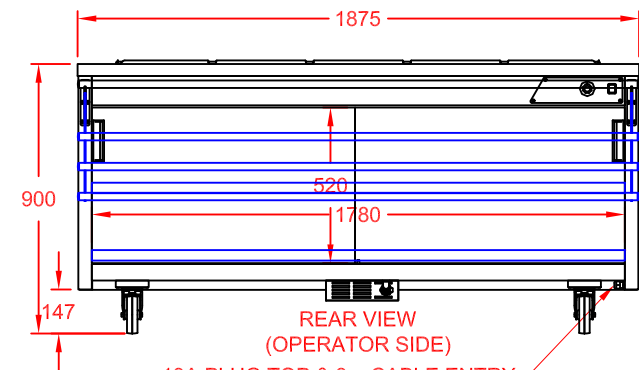
PLAN VIEW



END VIEW



FRONT VIEW  
(CUSTOMER SIDE)



REAR VIEW  
(OPERATOR SIDE)

13A PLUG TOP & 3m CABLE ENTRY  
POWER SUPPLY: 13A, 230V, 2.23kW

COLOUR FINISH (FRONT & SIDES)	OPTION CODE
MERLIN GREY	STANDARD
OCEAN BLUE	GBLUECHA5
GOOSEWING LIGHT GREY	GGREYCHA5
POPPY RED	GPREDCHA5
WHITE	GWHITCHA5
FOREST GREEN / HERITAGE	GGRENCHA5
BUTTERMILK CREAM / HONESTY	GCREMCHA5
BLACK	GBLAKCHA5
WALNUT	GWALNCHA5
BEECH	GBEECCHA5
OAK	GOAKCHA5
SATIN S/STEEL	GSSTLCHA5

APPROX. UN-CRATED  
WEIGHT OF UNIT: 126Kg



CED FABRICATIONS LTD  
UNITS A1-A4, FALCON COURT  
CLAYTON BUSINESS PARK  
CLAYTON-LE-MOORS  
HYNDBURN  
LANCASHIRE BB5 5JD

This drawing and information herein is confidential to CED Fabrications Ltd. It is issued in confidence that it will not be disclosed to any third party in part or in whole without permission from CED FABRICATIONS Ltd.

© CED FABRICATIONS LTD



## DESCRIPTION:

GLIDE DINING CARTS  
5-1 DRY BAIN MARIE HOT CUPBOARD  
NO GANTRY  
+ 2 x S/STEEL FOLDING TUBULAR TRAY RAILS

SCALE: 1 : 25 @ A4 REV No: A

PRODUCT  
CODE:

GHBM5  
+ 2 x GTTS5