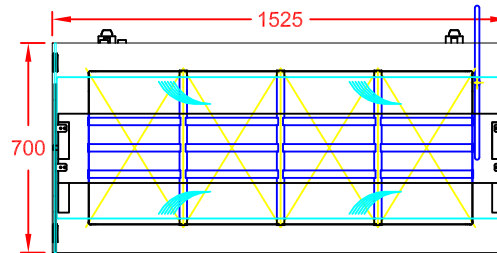
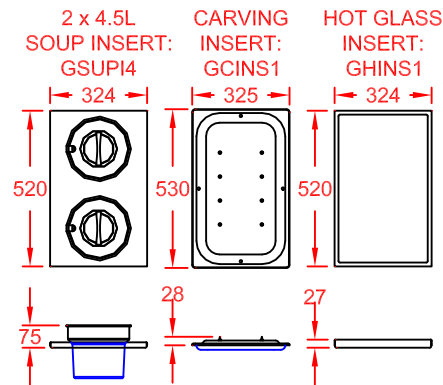
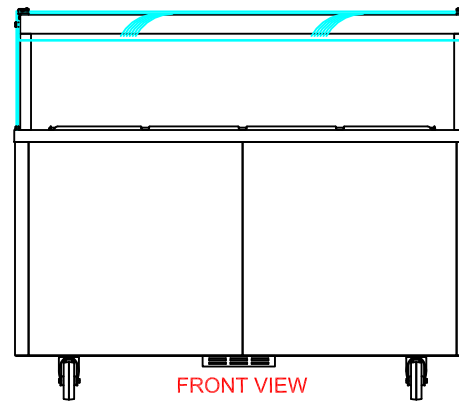
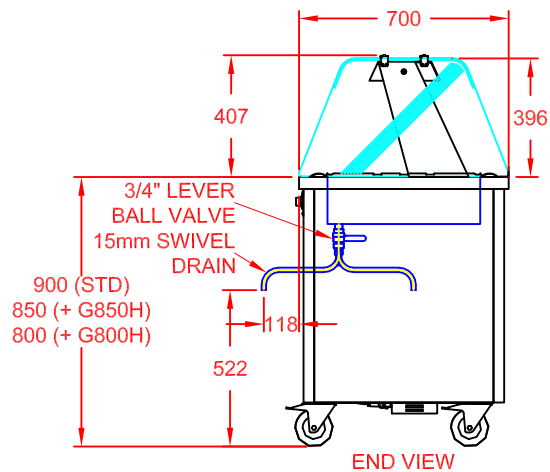


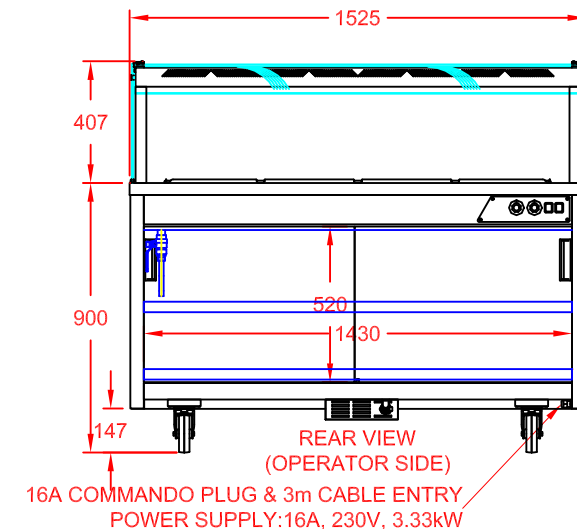
COLOUR FINISH (FRONT & SIDES)	OPTION CODE
MERLIN GREY	STANDARD
OCEAN BLUE	GBLUECHA4
GOOSEWING LIGHT GREY	GGREYCHA4
POPPY RED	GPREDCHA4
WHITE	GWHITCHA4
FOREST GREEN / HERITAGE	GGRENCHA4
BUTTERMILK CREAM / HONESTY	GCREMCHA4
BLACK	GBLAKCHA4
WALNUT	GWALNCHA4
BEECH	GBEECCHA4
OAK	GOAKCHA4
SATIN S/STEEL	GSSTLCHA4



PLAN VIEW



FRONT VIEW
(CUSTOMER SIDE)



APPROX. UN-CRATED
WEIGHT OF UNIT: 105Kg

DESCRIPTION:

GLIDE DINING CARTS
4 - 1 WET/DRY BAIN MARIE HOT CUPBOARD
+ HEATED ISLAND GANTRY

SCALE: 1 : 25 @ A4 REV No: A

PRODUCT CODE: GHBMW4 + GHIG4



CED FABRICATIONS LTD
UNITS A1-A4, FALCON COURT
CLAYTON BUSINESS PARK
CLAYTON-LE-MOORS
HYNDBURN
LANCASHIRE BB5 5JD

This drawing and information herein is confidential to CED Fabrications Ltd. It is issued in confidence that it will not be disclosed to any third party in part or in whole without permission from CED FABRICATIONS Ltd.

© CED FABRICATIONS LTD

