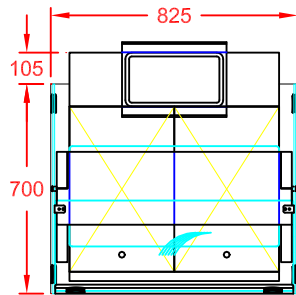
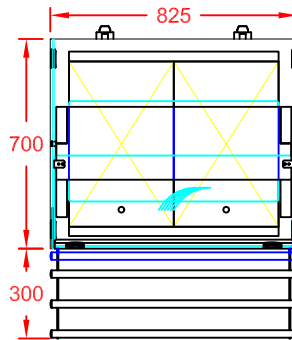


Ventilation / Display Performance Considerations

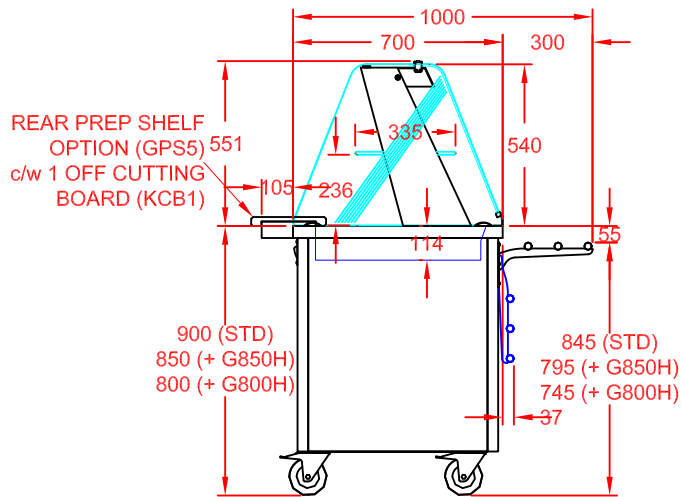
- 1) Area in which display is to be sited must have a minimum room floor area no less than 14 sq m.
- 2) Install over a sealed floor or ventilated floor void.
- 3) Do not site the display within 2m of ceiling mounted air conditioning grilles.
- 4) Do not site the display beneath a high level of direct sunlight.
- 5) Display will operate in a 24 hour environment.



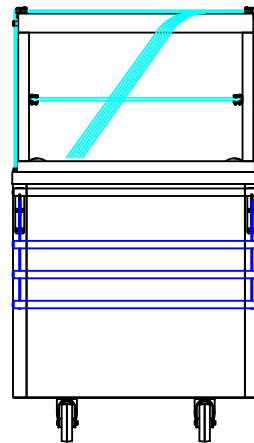
PLAN VIEW
WITH REAR PREP SHELF OPTION (GPS2)
c/w 1 OFF CUTTING BOARD (KCB1)



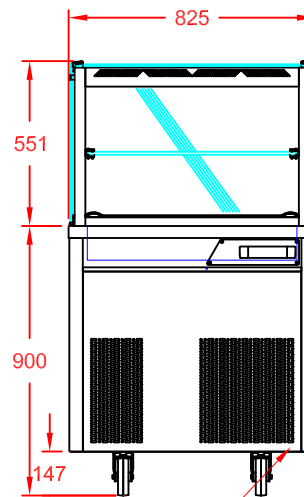
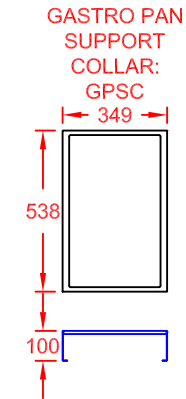
PLAN VIEW



END VIEW



FRONT VIEW
(CUSTOMER SIDE)



13A PLUG TOP & 3m CABLE ENTRY
POWER SUPPLY: 13A, 230V, 1.23kW
REAR VIEW
(OPERATOR SIDE)

COLOUR FINISH (FRONT & SIDES)	OPTION CODE
MERLIN GREY	STANDARD
OCEAN BLUE	GBLUECHA2
GOOSEWING LIGHT GREY	GGREYCHA2
POPPY RED	GPREDCHA2
WHITE	GWHITCHA2
FOREST GREEN / HERITAGE	GGRENCHA2
BUTTERMILK CREAM / HONESTY	GCREMCHA2
BLACK	GBLAKCHA2
WALNUT	GWALNCHA2
BEECH	GBEECCHA2
OAK	GOAKCHA2
SATIN S/STEEL	GSSTLCHA2

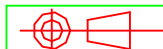
APPROX. UN-CRATED
WEIGHT OF UNIT: 109Kg



CED FABRICATIONS LTD
UNITS A1-A4, FALCON COURT
CLAYTON BUSINESS PARK
CLAYTON-LE-MOORS
HYNDBURN
LANCASHIRE BB5 5JD

This drawing and information herein is confidential to CED Fabrications Ltd. It is issued in confidence that it will not be disclosed to any third party in part or in whole without permission from CED FABRICATIONS Ltd.

© CED FABRICATIONS LTD



DESCRIPTION:

GLIDE DINING CARTS
2-1 COLD WELL (R290 REFRIGERANT)
+ AMBIENT DELI GANTRY
+ S/STEEL FOLDING TUBULAR TRAY RAIL

SCALE: 1 : 25 @ A4 REV No: A

PRODUCT CODE: GCW2HT
+ GADG2
+ GTTS2