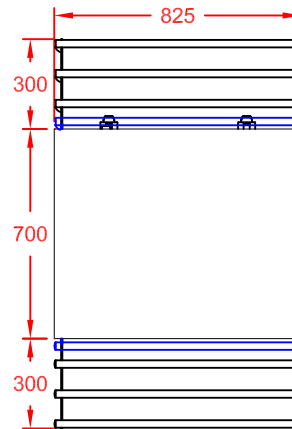
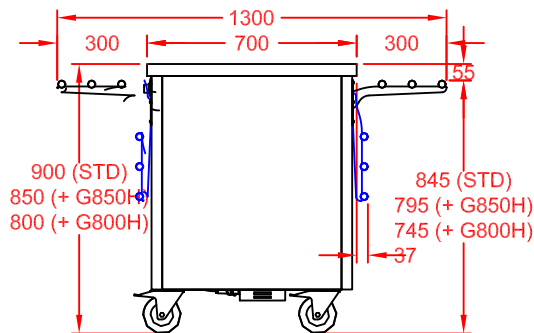


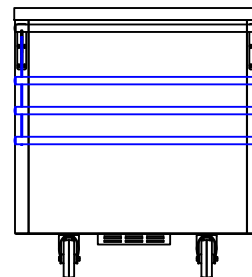
COLOUR FINISH (FRONT & SIDES)	OPTION CODE
MERLIN GREY	STANDARD
OCEAN BLUE	GBLUECHA2
GOOSEWING LIGHT GREY	GGREYCHA2
POPPY RED	GPREDCHA2
WHITE	GWHITCHA2
FOREST GREEN / HERITAGE	GGRENCHA2
BUTTERMILK CREAM / HONESTY	GCREMCHA2
BLACK	GBLAKCHA2
WALNUT	GWALNCHA2
BEECH	GBEECCHA2
OAK	GOAKCHA2
SATIN S/STEEL	GSSTLCHA2



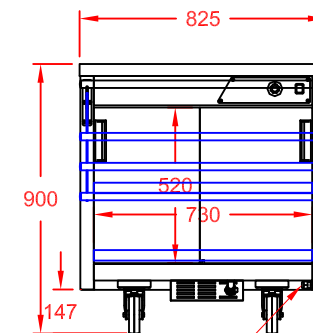
PLAN VIEW



END VIEW



FRONT VIEW
(CUSTOMER SIDE)



13A PLUG TOP & 3m CABLE ENTRY
POWER SUPPLY: 13A, 230V, 0.93kW
REAR VIEW
(OPERATOR SIDE)

APPROX. UN-CRATED
WEIGHT OF UNIT: 49Kg

DESCRIPTION:

GLIDE DINING CARTS
2-1 HOT CUPBOARD (PLAIN TOP)
NO GANTRY
+ 2 x S/STEEL FOLDING TUBULAR TRAY RAILS

SCALE: 1 : 25 @ A4 REV No: A

PRODUCT CODE: GHCP2
+ 2 x GTTS2



CED FABRICATIONS LTD
UNITS A1-A4, FALCON COURT
CLAYTON BUSINESS PARK
CLAYTON-LE-MOORS
HYNDBURN
LANCASHIRE BB5 5JD

This drawing and information herein is confidential to CED Fabrications Ltd. It is issued in confidence that it will not be disclosed to any third party in part or in whole without permission from CED FABRICATIONS Ltd.

© CED FABRICATIONS LTD

