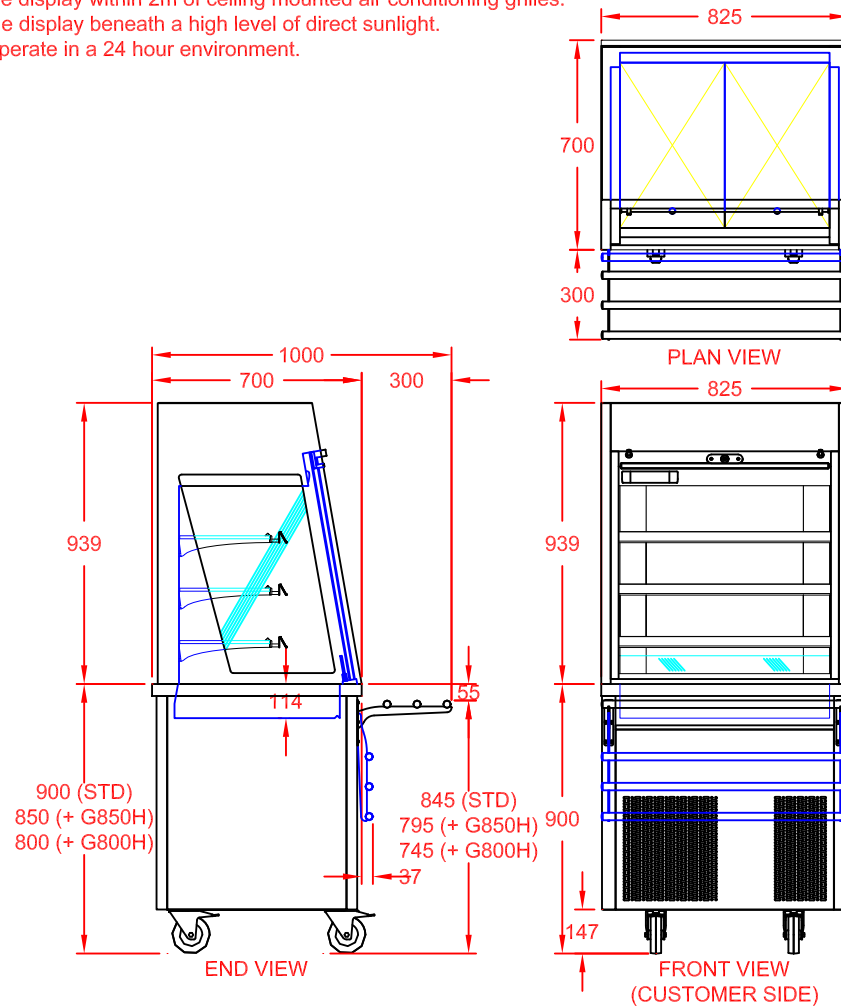



Ventilation / Display Performance Considerations

- 1) Area in which display is to be sited must have a minimum room floor area no less than 14 sq m.
- 2) Install over a sealed floor or ventilated floor void.
- 3) Do not site the display within 2m of ceiling mounted air conditioning grilles.
- 4) Do not site the display beneath a high level of direct sunlight.
- 5) Display will operate in a 24 hour environment.



COLOUR FINISH (FRONT & SIDES)	OPTION CODE
MERLIN GREY	STANDARD
OCEAN BLUE	GBLUEWSC2
GOOSEWING LIGHT GREY	GGREYWSC2
POPPY RED	GPREDWSC2
WHITE	GWHITWSC2
FOREST GREEN / HERITAGE	GGRENWSC2
BUTTERMILK CREAM / HONESTY	GCREMWSC2
BLACK	GBLAKWSC2
WALNUT	GWALNWSC2
BEECH	GBEECWSC2
OAK	GOAKWSC2
SATIN S/STEEL	GSSTLWSC2



13A PLUG TOP & 3m CABLE ENTRY
POWER SUPPLY: 13A, 230V, 1.51kW
REAR VIEW
(OPERATOR SIDE)

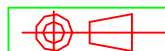
APPROX. UN-CRATED
WEIGHT OF UNIT: 122Kg



CED FABRICATIONS LTD
UNITS A1-A4, FALCON COURT
CLAYTON BUSINESS PARK
CLAYTON-LE-MOORS
HYNDBURN
LANCASHIRE BB5 5JD

This drawing and information herein is confidential to CED Fabrications Ltd. It is issued in confidence that it will not be disclosed to any third party in part or in whole without permission from CED FABRICATIONS Ltd.

© CED FABRICATIONS LTD



DESCRIPTION:

GLIDE DINING CARTS
2-1 SELF HELP COLD MULTIDECK
(SHUTTER/F.BACK - R290 REFRIGERANT)
+ S/STEEL FOLDING TUBULAR TRAY RAIL

SCALE: 1 : 25@A4 REV No: A

PRODUCT
CODE:

GMDF2RSHT
+ GTTS2