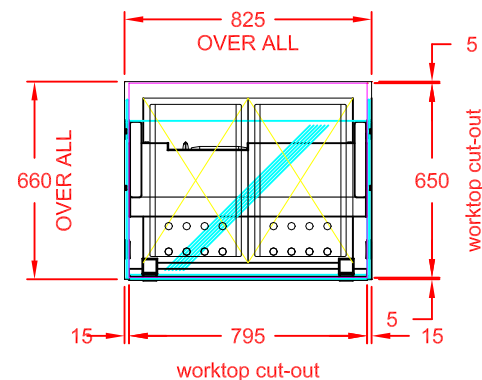
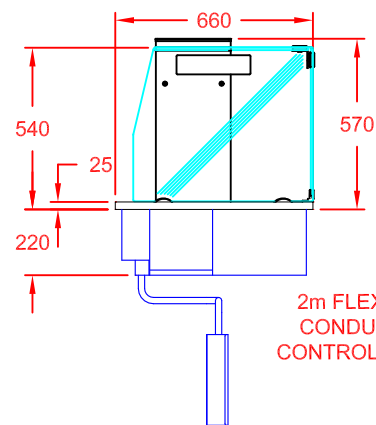


**Recommended Control Box Positioning**  
Site the control box preferably to an upright surface, in an accessible service void, adjacent to or below the display unit (minimum clearance below underside of display unit = 200mm).

**Incorrect Control Box Positioning**  
The control box must not be located  
1) directly to the underside of the display unit,  
2) above a hot cupboard or,  
3) where ambient temperature is above 40°C,  
4) where likely to allow ingress of water i.e. wet floor areas.



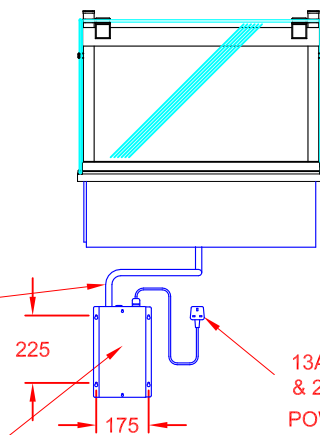
PLAN VIEW



END VIEW

2m FLEXIBLE CONDUIT TO CONTROL BOX

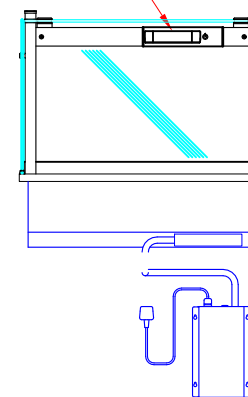
CONTROL BOX (4 x M4 FIXINGS)



FRONT VIEW (CUSTOMER SIDE)

13A PLUG TOP & 2m LEAD  
POWER SUPPLY:  
13A, 230V, 1.6kW

GANTRY MOUNTED DIGITAL CONTROL PANEL



REAR VIEW (OPERATOR SIDE)

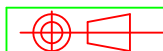
APPROX. UN-CRATED  
WEIGHT OF UNIT: 52Kg



CED FABRICATIONS LTD  
UNITS A1-A4, FALCON COURT  
CLAYTON BUSINESS PARK  
CLAYTON-LE-MOORS  
HYNDBURN  
LANCASHIRE BB5 5JD

This drawing and information herein is confidential to CED Fabrications Ltd. It is issued in confidence that it will not be disclosed to any third party in part or in whole without permission from CED FABRICATIONS Ltd.

© CED FABRICATIONS LTD



## DESCRIPTION:

CABINET KUBUS ASSISTED SERVICE  
2-1 G<sub>n</sub> DRY HEAT BAIN MARIE

SCALE: 1 : 25 @ A4 REV No: A

PRODUCT CODE: KHBM2 + KAS2