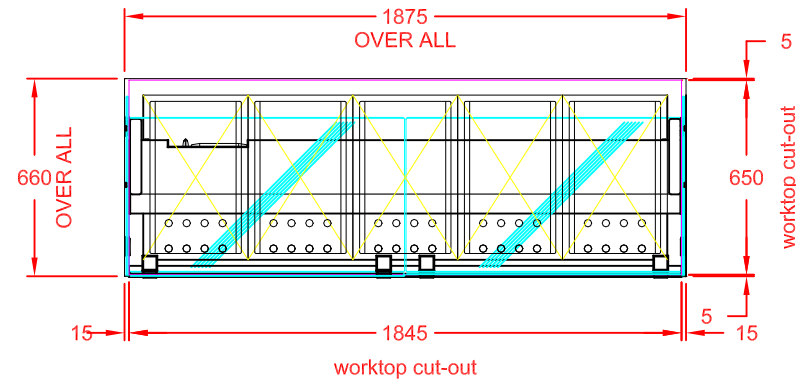
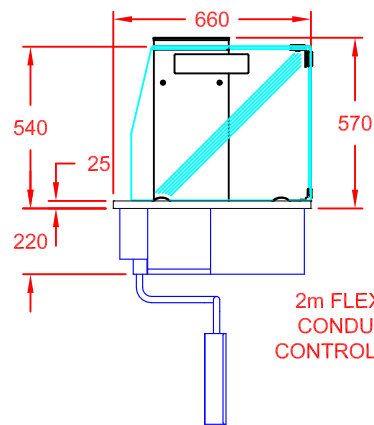


Recommended Control Box Positioning
Site the control box preferably to an upright surface, in an accessible service void, adjacent to or below the display unit (minimum clearance below underside of display unit = 200mm).

Incorrect Control Box Positioning
The control box must not be located
1) directly to the underside of the display unit,
2) above a hot cupboard or,
3) where ambient temperature is above 40°C,
4) where likely to allow ingress of water i.e. wet floor areas.



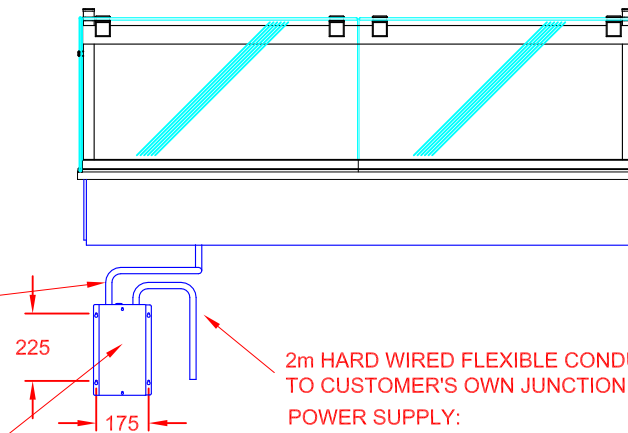
PLAN VIEW



END VIEW

2m FLEXIBLE
CONDUIT TO
CONTROL BOX

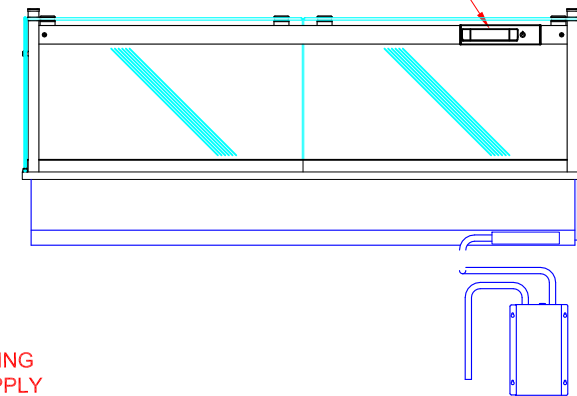
CONTROL BOX
(4 x M4 FIXINGS)



FRONT VIEW
(CUSTOMER SIDE)

2m HARD WIRED FLEXIBLE CONDUIT FOR WIRING
TO CUSTOMER'S OWN JUNCTION BOX OR SUPPLY
POWER SUPPLY:
20A, 230V, 4.0kW

GANTRY MOUNTED DIGITAL
CONTROL PANEL



REAR VIEW
(OPERATOR SIDE)

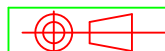
APPROX. UN-CRATED
WEIGHT OF UNIT: 91Kg



CED FABRICATIONS LTD
UNITS A1-A4, FALCON COURT
CLAYTON BUSINESS PARK
CLAYTON-LE-MOORS
HYNDBURN
LANCASHIRE BB5 5JD

This drawing and information herein is confidential to CED Fabrications Ltd. It is issued in confidence that it will not be disclosed to any third party in part or in whole without permission from CED FABRICATIONS Ltd.

© CED FABRICATIONS LTD



DESCRIPTION:

CABINET KUBUS ASSISTED SERVICE
5-1 Gn DRY HEAT BAIN MARIE

SCALE: 1 : 25 @ A4 REV No: A

PRODUCT
CODE: KHBMS + KAS5