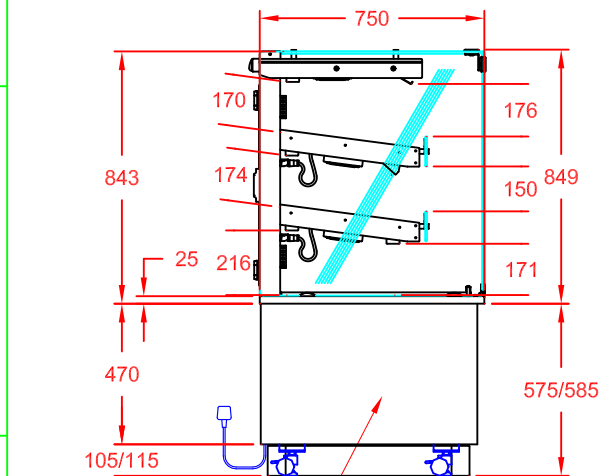


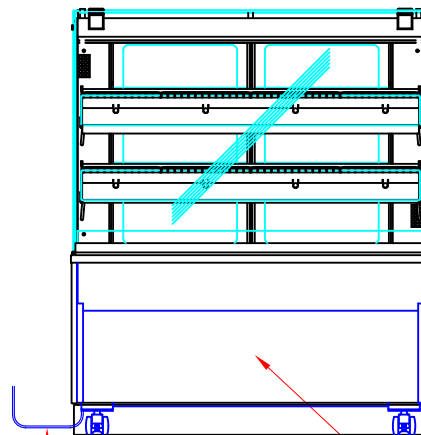
PLAN VIEW



SIDE PANELS & TOP REAR CANOPY IN BLACK EPOXY COATED STEEL AS STANDARD OR OPTION KHSB12 - SATIN STAINLESS STEEL PANELS

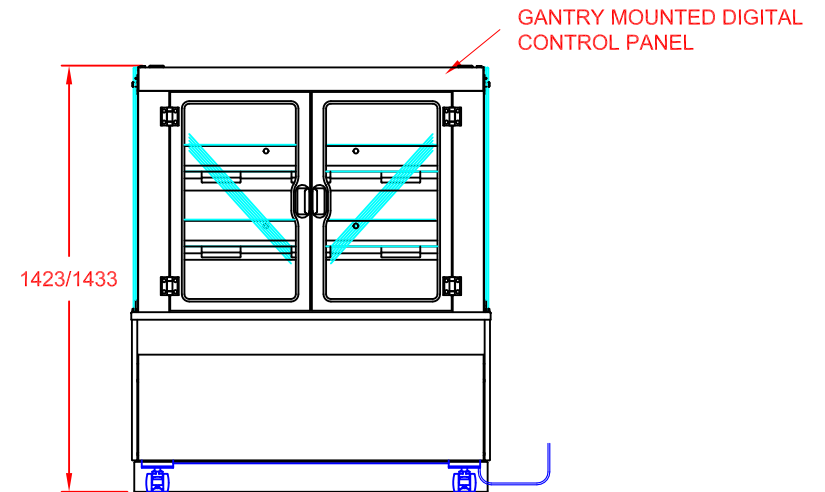
END VIEW

2m CABLE FOR WIRING TO CUSTOMER'S OWN JUNCTION BOX OR SUPPLY POWER SUPPLY: 20A, 230V, 4.33kW



FRONT VIEW (CUSTOMER SIDE)

OPTIONAL FRONT FASCIA PANELS  
KABF12 - BLACK EPOXY COATED STEEL  
KASF12 - SATIN STAINLESS STEEL  
FOR FREE STANDING MODELS



REAR VIEW (OPERATOR SIDE)

APPROX. UN-CRATED WEIGHT OF UNIT: 224Kg

## DESCRIPTION:

CABINET KUBUS PATISSERIE  
1200mm ASST SERV HEATED-REAR DOORS

SCALE: 1 : 25 @ A4 REV No: A

PRODUCT CODE:

KPH12AS



CED FABRICATIONS LTD  
UNITS A1-A4, FALCON COURT  
CLAYTON BUSINESS PARK  
CLAYTON-LE-MOORS  
HYNDBURN  
LANCASHIRE BB5 5JD

This drawing and information herein is confidential to CED Fabrications Ltd. It is issued in confidence that it will not be disclosed to any third party in part or in whole without permission from CED FABRICATIONS Ltd.

© CED FABRICATIONS LTD

