

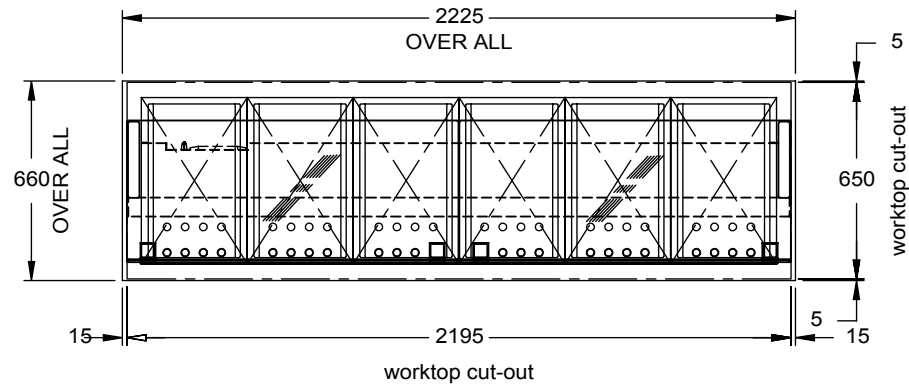
Recommended Control Box Positioning

Site the control box preferably to an upright surface, in an accessible service void, adjacent to or below the display unit (minimum clearance below underside of display unit = 200mm).

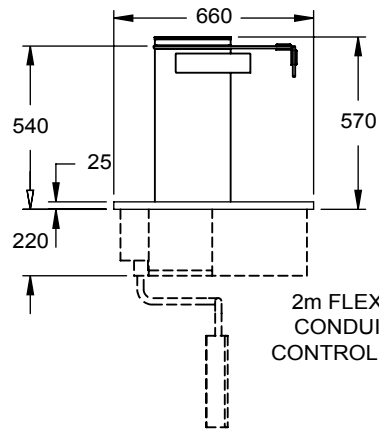
Incorrect Control Box Positioning

The control box must not be located

- 1) directly to the underside of the display unit,
- 2) above a hot cupboard or,
- 3) where ambient temperature is above 40°C,
- 4) where likely to allow ingress of water i.e. wet floor areas.



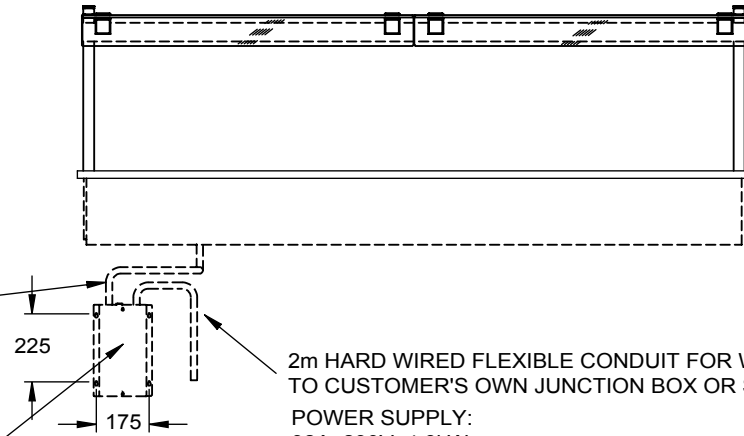
PLAN VIEW



END VIEW

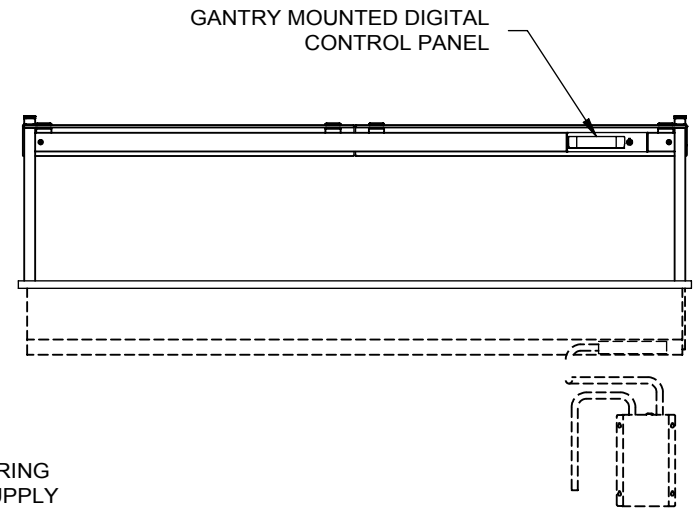
2m FLEXIBLE CONDUIT TO CONTROL BOX

CONTROL BOX
(4 x M4 FIXINGS)



FRONT VIEW
(CUSTOMER SIDE)

2m HARD WIRED FLEXIBLE CONDUIT FOR WIRING TO CUSTOMER'S OWN JUNCTION BOX OR SUPPLY
POWER SUPPLY:
32A, 230V, 4.8kW



REAR VIEW
(OPERATOR SIDE)

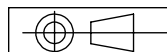
APPROX. UN-CRATED
WEIGHT OF UNIT: 83Kg



CED FABRICATIONS LTD
UNITS A1-A4, FALCON COURT
CLAYTON BUSINESS PARK
CLAYTON-LE-MOORS
HYNDBURN
LANCASHIRE BB5 5JD

This drawing and information herein is confidential to CED Fabrications Ltd.
It is issued in confidence that it will not be disclosed to any third party in part or in whole without permission from CED FABRICATIONS Ltd.

© CED FABRICATIONS LTD



DESCRIPTION:

CABINET KUBUS DROP-IN HEATED
6-1 G_n BAIN MARIE (DRY HEAT)

SCALE: 1 : 25 @ A4

REV No: -

PRODUCT
CODE:

KHBM6