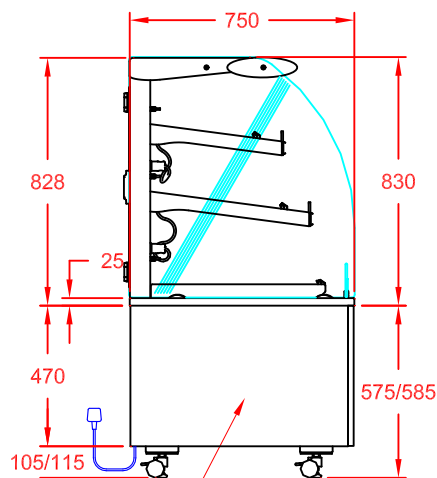


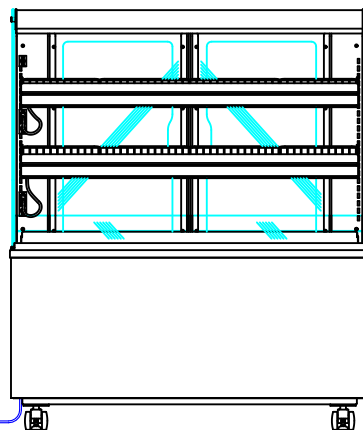
PLAN VIEW



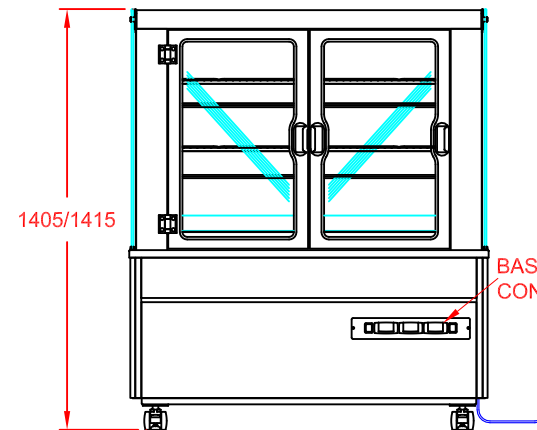
END VIEW

SIDE & FRONT FASCIA
PANELS IN BLACK
PLASTISOL AS STANDARD.
OPTIONAL SATIN ST/STL:
KSSP = SIDE PANELS,
KASF12 = FRONT PANEL

13A PLUG TOP
& 3m LEAD
POWER SUPPLY:
13A, 230V, 2.89kW



FRONT VIEW
(CUSTOMER SIDE)



REAR VIEW
(OPERATOR SIDE)

BASE MOUNTED DIGITAL
CONTROL PANEL

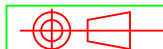
APPROX. UN-CRATED
WEIGHT OF UNIT: 210Kg



CED FABRICATIONS LTD
UNITS A1-A4, FALCON COURT
CLAYTON BUSINESS PARK
CLAYTON-LE-MOORS
HYNDBURN
LANCASHIRE BB5 5JD

This drawing and information herein is confidential to CED Fabrications Ltd.
It is issued in confidence that it will not be disclosed to any third
party in part or in whole without permission from CED FABRICATIONS Ltd.

© CED FABRICATIONS LTD



DESCRIPTION:

DESIGNLINE PATISSERIE
1200mm SELF HELP HOT - REAR DOOR

SCALE: 1 : 25 @ A4 REV No: B

PRODUCT
CODE:

PH12