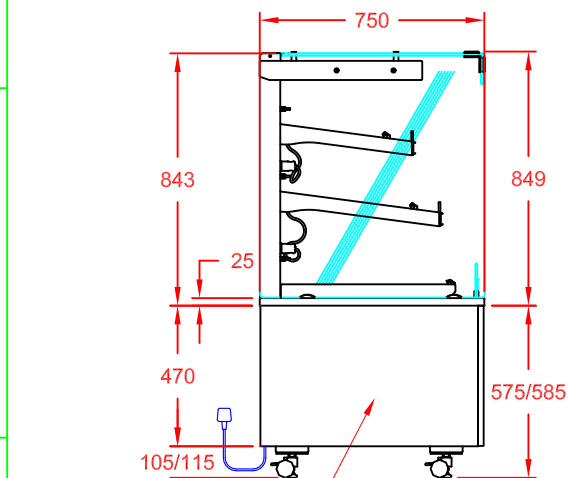
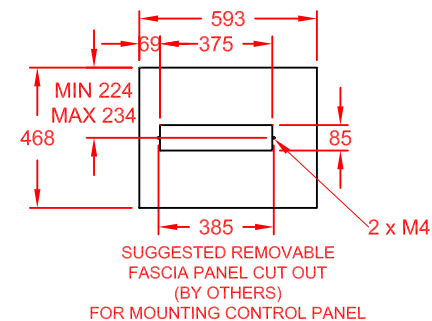


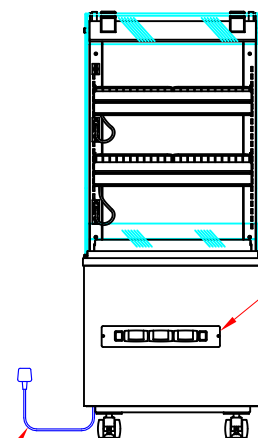
PLAN VIEW



SIDE & FRONT FASCIA
PANELS IN BLACK
PLASTISOL AS STANDARD.
OPTIONAL SATIN ST/STL:
KSSP = SIDE PANELS,
KHSF6 = FRONT PANEL

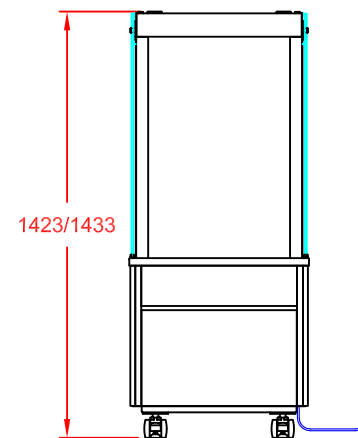
END VIEW

13A PLUG TOP
& 3m LEAD
POWER SUPPLY:
13A, 230V, 2.04kW



FRONT VIEW
(CUSTOMER SIDE)

BASE MOUNTED DIGITAL
CONTROL PANEL



REAR VIEW
(OPERATOR SIDE)

APPROX. UN-CRATED
WEIGHT OF UNIT: 120Kg



CED FABRICATIONS LTD
UNITS A1-A4, FALCON COURT
CLAYTON BUSINESS PARK
CLAYTON-LE-MOORS
HYNDBURN
LANCASHIRE BB5 5JD

This drawing and information herein is confidential to CED Fabrications Ltd. It is issued in confidence that it will not be disclosed to any third party in part or in whole without permission from CED FABRICATIONS Ltd.

© CED FABRICATIONS LTD



DESCRIPTION:

CABINET KUBUS PATISSERIE
600mm SELF HELP HOT - FIXED BACK

SCALE: 1 : 2.5 @ A4 REV No: B

PRODUCT
CODE:

KPH6FB