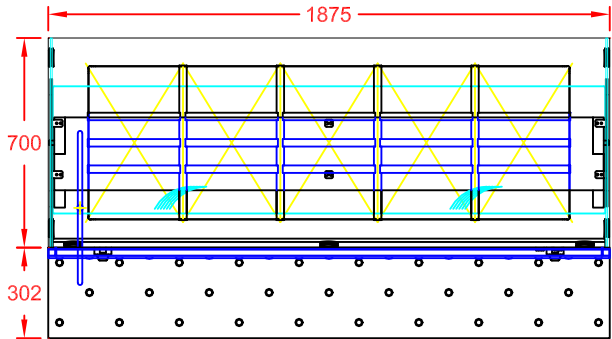
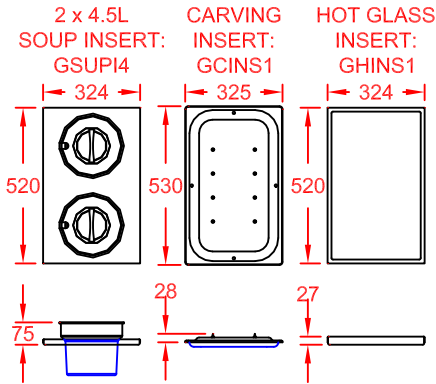
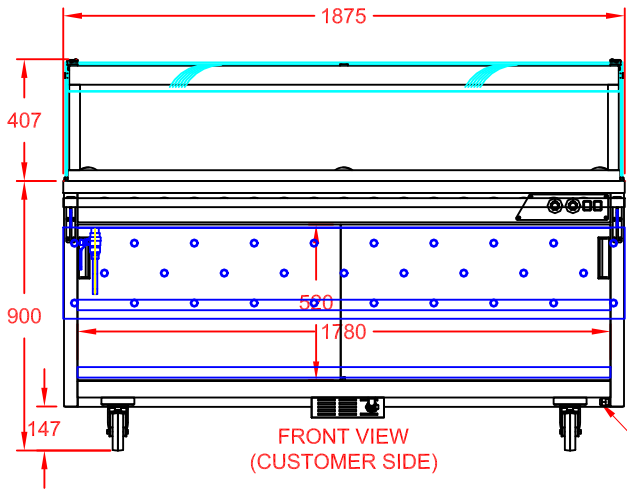
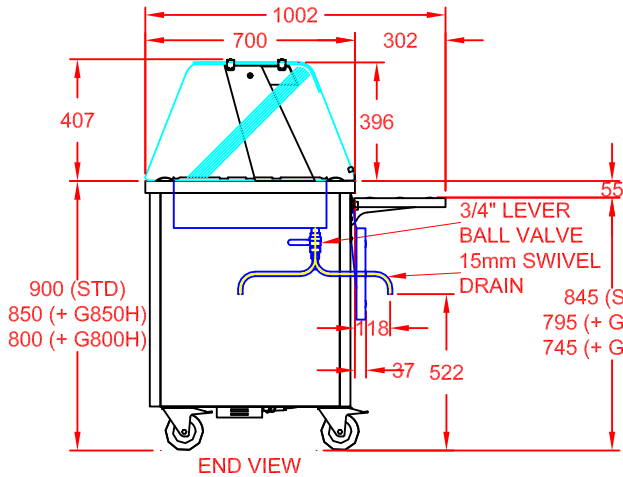


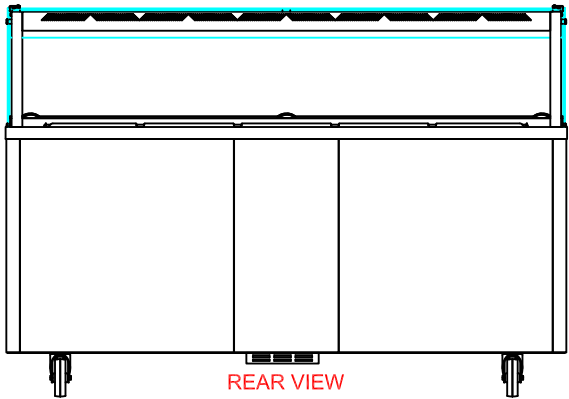
COLOUR FINISH (REAR & SIDES)	OPTION CODE
MERLIN GREY	STANDARD
OCEAN BLUE	GBLUECHA5
GOOSEWING LIGHT GREY	GGREYCHA5
POPPY RED	GPREDCHA5
WHITE	GWHITCHA5
FOREST GREEN / HERITAGE	GGRENCHA5
BUTTERMILK CREAM / HONESTY	GCREMCHA5
BLACK	GBLAKCHA5
WALNUT	GWALNCHA5
BEECH	GBEECCHA5
OAK	GOAKCHA5
SATIN S/STEEL	GSSTLCHA5



PLAN VIEW



FRONT VIEW
(CUSTOMER SIDE)



REAR VIEW
(OPERATOR SIDE)

32A COMMANDO PLUG & 3m CABLE ENTRY
POWER SUPPLY:32A, 230V, 4.03kW

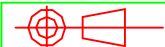
APPROX. UN-CRATED
WEIGHT OF UNIT: 139Kg



CED FABRICATIONS LTD
UNITS A1-A4, FALCON COURT
CLAYTON BUSINESS PARK
CLAYTON-LE-MOORS
HYNDBURN
LANCASHIRE BB5 5JD

This drawing and information herein is confidential to CED Fabrications Ltd. It is issued in confidence that it will not be disclosed to any third party in part or in whole without permission from CED FABRICATIONS Ltd.

© CED FABRICATIONS LTD



DESCRIPTION:

GLIDE DINING CARTS (WALL SITED)
5-1 WET/DRY BAIN MARIE HOT CUPBOARD
+ WALL SITED HEATED GANTRY
+ S/STEEL FOLDING SOLID TRAY SLIDES

SCALE: 1 : 25@A4

REV No: A

PRODUCT
CODE:

GWSHBMW5
+ GWSHG5
+ GSTS5