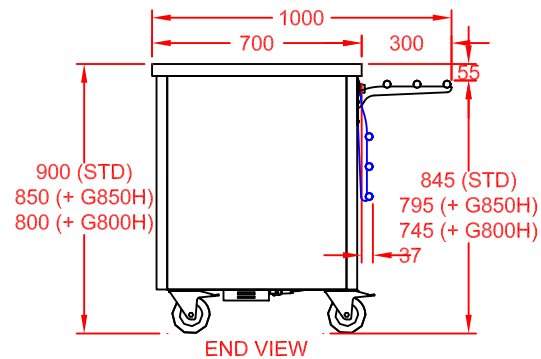
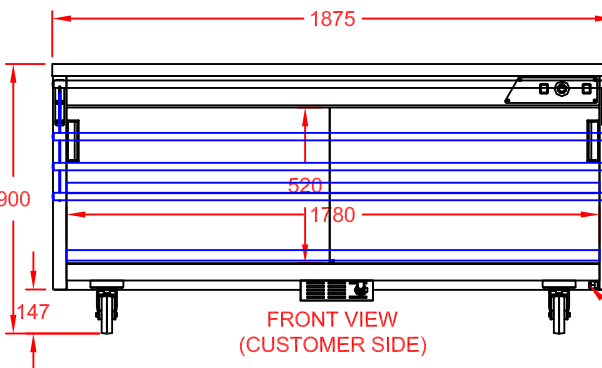


PLAN VIEW

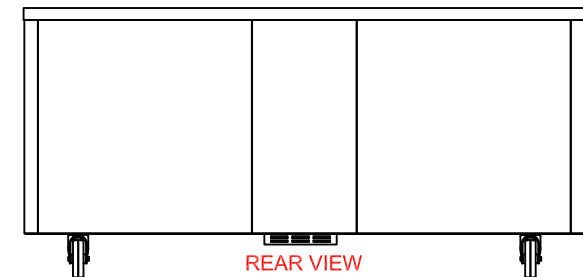
| COLOUR FINISH (REAR & SIDES) | OPTION CODE |
|------------------------------|-------------|
| MERLIN GREY | STANDARD |
| OCEAN BLUE | GBLUECHA5 |
| GOOSEWING LIGHT GREY | GGREYCHA5 |
| POPPY RED | GPREDCHA5 |
| WHITE | GWHITCHA5 |
| FOREST GREEN / HERITAGE | GGRENCHA5 |
| BUTTERMILK CREAM / HONESTY | GCREMCHA5 |
| BLACK | GBLAKCHA5 |
| WALNUT | GWALNCHA5 |
| BEECH | GBEECCHA5 |
| OAK | GOAKCHA5 |
| SATIN S/STEEL | GSSTLCHA5 |



END VIEW



FRONT VIEW
(CUSTOMER SIDE)



REAR VIEW
(OPERATOR SIDE)

13A PLUG TOP & 3m CABLE ENTRY
POWER SUPPLY: 13A, 230V, 2.33kW

APPROX. UN-CRATED
WEIGHT OF UNIT: 121Kg



CED FABRICATIONS LTD
UNITS A1-A4, FALCON COURT
CLAYTON BUSINESS PARK
CLAYTON-LE-MOORS
HYNDBURN
LANCASHIRE BB5 5JD

This drawing and information herein is confidential to CED Fabrications Ltd. It is issued in confidence that it will not be disclosed to any third party in part or in whole without permission from CED FABRICATIONS Ltd.

© CED FABRICATIONS LTD



DESCRIPTION:

GLIDE DINING CARTS (WALL SITED)
5-1 CERAN TOP HOT CUPBOARD
NO GANTRY
+ S/STEEL FOLDING TUBULAR TRAY RAIL

SCALE: 1 : 25 @ A4 REV No: A

PRODUCT
CODE:

GWSPH5
+ GTTS5