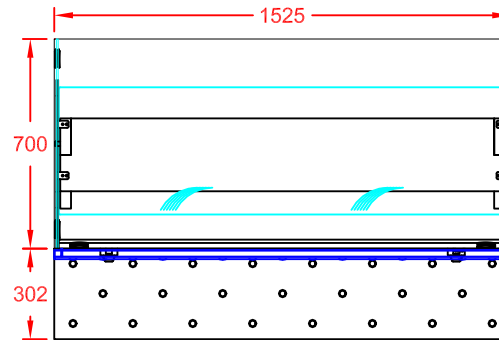
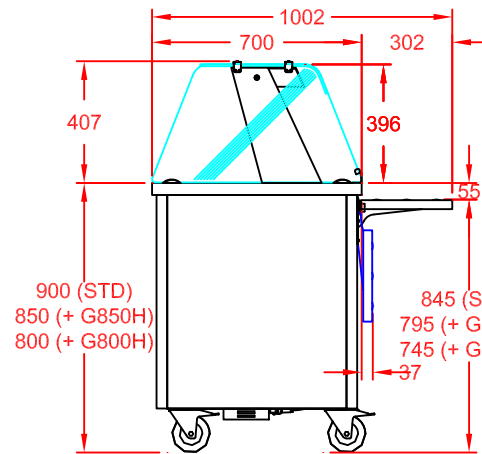


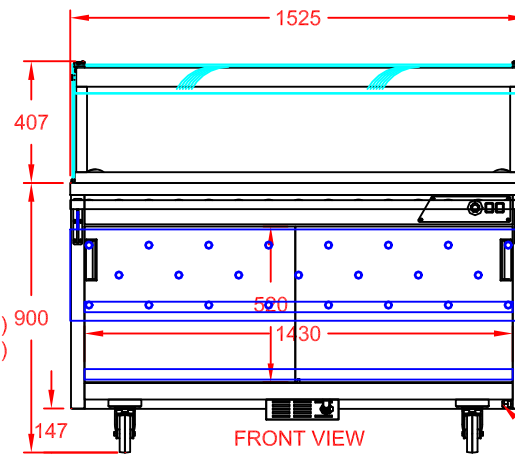
COLOUR FINISH (REAR & SIDES)	OPTION CODE
MERLIN GREY	STANDARD
OCEAN BLUE	GBLUECHA4
GOOSEWING LIGHT GREY	GGREYCHA4
POPPY RED	GPREDCHA4
WHITE	GWHITCHA4
FOREST GREEN / HERITAGE	GGRENCHA4
BUTTERMILK CREAM / HONESTY	GCREMCHA4
BLACK	GBLAKCHA4
WALNUT	GWALNCHA4
BEECH	GBEECCHA4
OAK	GOAKCHA4
SATIN S/STEEL	GSSTLCHA4



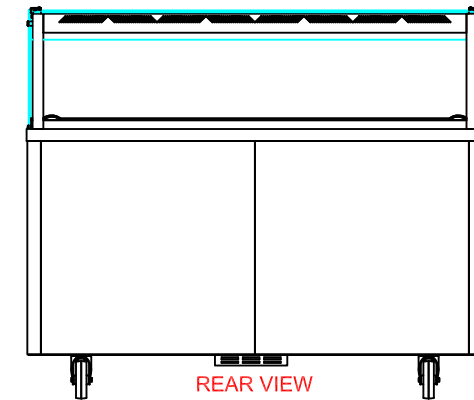
PLAN VIEW



END VIEW



FRONT VIEW  
(CUSTOMER SIDE)



REAR VIEW  
(OPERATOR SIDE)

13A PLUG TOP & 3m CABLE ENTRY  
POWER SUPPLY:13A, 230V, 1.73kW

APPROX. UN-CRATED  
WEIGHT OF UNIT: 109Kg

## DESCRIPTION:

GLIDE DINING CARTS (WALL SITED)  
4-1 HOT CUPBOARD (PLAIN TOP)  
+ WALL SITED HEATED GANTRY  
+ S/STEEL FOLDING SOLID TRAY SLIDE

SCALE: 1 : 25 @ A4 REV No: A

PRODUCT CODE: GWSHCP4  
+ GWSHG4PTHC  
+ GSTS4



CED FABRICATIONS LTD  
UNITS A1-A4, FALCON COURT  
CLAYTON BUSINESS PARK  
CLAYTON-LE-MOORS  
HYNDBURN  
LANCASHIRE BB5 5JD

This drawing and information herein is confidential to CED Fabrications Ltd. It is issued in confidence that it will not be disclosed to any third party in part or in whole without permission from CED FABRICATIONS Ltd.

© CED FABRICATIONS LTD

